

LINK PRODUCT RANGE

G5 VOODOO

G4X



G5
VOODOO
VOODOO PRO

G4X
ATOMX




G4X
MONSOONX

G4X
STORMX

G4X
XTREMEX

G4X
FURYX

G4X
PLUG-INX



OUTPUTS

Injection Drives	16 [‡]	4	4	8	8	8	8 [†]
Injection Drives can run DI via driver box	✓	✗	✗	✗	✗	✗	✗
Ignition Drives	12 [‡]	4	4	8	8	6	8 [†]
Auxiliary Outputs	14-30 [#]	4	6	8-16 [#]	10-18 [#]	10-16 [#]	16 [†]
+5V Sensor power supply	✓	✓	✓	✓	✓	✓	✓
+8V Sensor power supply	✗	✗	✗	✓	✓	✓	No
Unused Inj/Ign used as a Auxiliary Outputs	✓	✓	✓	✓	✓	✓	✓

INPUTS

Digital Inputs	10	2	4	8	8/10*	8/10*	11 [†]
Temperature Inputs	4	2	2	3	4	4	4 [†]
Analogue Inputs	14	3	4	8	11	9	12 [†]
Trigger Inputs	2	2	2	2	2	2	2
Knock Inputs	2 Channel	1 Channel	1 Channel	2 Channel	2 Channel	2 Channel	2 Channel [†]
Unused Temperature and Analogue Inputs can be used as Digital Inputs	Yes	Yes	Yes	Yes	Yes	Yes	Yes

COMMUNICATIONS

CAN Bus	2 Channel	1 Channel	1 Channel	1 Channel	1-2 Channel*	1-2 Channel*	2 Channel
Wi-Fi	✓	✗	✗	✗	✗	✗	✗
USB Tuning Connection	USB-C	USB-MiniB	USB-MiniB	USB-AMP6	USB-AMP6	USB-AMP6	USB-AMP6
OBDII	✓	✓	✓	✓	✓	✓	✓

DATA LOGGING

Onboard Logging Memory	512MB	512MB	512MB	512MB	512MB	512MB	512MB
Maximum Total Logging Rate	100kHz	100kHz	100kHz	100kHz	100kHz	100kHz	100kHz
Logging Channels	250	250	250	250	250	250	250

FEATURES

Global Positioning System (GPS)	✓	✗	✗	✗	✗	✗	✗
E-throttle Control	Dual	✗	✗	✗	Single	Single	Single [†]
Flex Fuel	✓	✓	✓	✓	✓	✓	✓
Trigger Oscilloscope	✓	✓	✓	✓	✓	✓	✓
3 Axis Accelerometer	✓	✗	✗	✗	✓	✓	✓
Gen Purpose Tables	45	45	45	45	45	45	45
Selectable Temp Input Pullups	✓	✗	✗	✓	✓	✓	✓
Link CAN Files	✓	✗	✗	✗	✗	✗	✗
Flexible engine protection limiters	✓	✓	✓	✓	✓	✓	✓
6D fuel and ignition mapping	✓	✓	✓	✓	✓	✓	✓
CAN Keypad Control	✓	✓	✓	✓	✓	✓	✓
VVT Control	✓	✗	✓	✓	✓	✓	✓
Open or Closed Loop Boost Control	Both	Open	Both	Both	Both	Both	Both
Lambda Sensor Control	Dual	✗	✗	✗	✗	Single	✗
Closed Loop Lambda Auto Mode	✓	✓	✓	✓	✓	✓	✓
Dual Closed Loop Lambda	✓	✗	✓	✓	✓	✓	✓

MOTORSPORT FEATURES

Nitrous Control	✓	✗	✗	✓	✓	✓	✓
Launch Control	✓	✗	✓	✓	✓	✓	✓
Anti-lag	✓	✗	✓	✓	✓	✓	✓
Cruise Control	✓	✗	✗	✗	✓	✓	✓
Traction Control	✓	✗	✗	✗	✓	✓	✓
Race Timer and Power Management	✓	✗	✗	✓	✓	✓	✓
Gear Shift Control	✓	Limited	✓	✓	✓	✓	✓
Paddle Shift Control	✓	✗	✓	✓	✓	✓	✓

‡ G5 Voodoo Pro has 12 inj, 8 ign, plus 4 multipurpose (inj, ign, aux) drives (24 total).
† Check Specific pinout for number of I/Os exposed.

Number of Auxes depends on number of unused Inj/Ign drives available.
* 2 inputs required when using 2nd CAN Bus.

Link ECU products should not be used where they interfere with a vehicle's safety or emission control features.